

Nom

Date



## DES BANDES DE FRACTIONS EQUIVALENTES

1 unité

$$\frac{1}{2}$$

$$\frac{1}{2}$$

$$\frac{1}{3}$$

$$\frac{1}{3}$$

$$\frac{1}{3}$$

$$\frac{1}{4}$$

$$\frac{1}{4}$$

$$\frac{1}{4}$$

$$\frac{1}{4}$$

$$\frac{1}{5}$$

$$\frac{1}{5}$$

$$\frac{1}{5}$$

$$\frac{1}{5}$$

$$\frac{1}{5}$$

$$\frac{1}{6}$$

$$\frac{1}{6}$$

$$\frac{1}{6}$$

$$\frac{1}{6}$$

$$\frac{1}{6}$$

$$\frac{1}{6}$$



Nom

Date



## DES BANDES FRACTIONS

1 unité

$\frac{1}{2}$

$\frac{1}{2}$

$\frac{1}{3}$

$\frac{1}{3}$

$\frac{1}{3}$

$\frac{1}{4}$

$\frac{1}{4}$

$\frac{1}{4}$

$\frac{1}{4}$

$\frac{1}{5}$

$\frac{1}{5}$

$\frac{1}{5}$

$\frac{1}{5}$

$\frac{1}{5}$

$\frac{1}{6}$

$\frac{1}{6}$

$\frac{1}{6}$

$\frac{1}{6}$

$\frac{1}{6}$

$\frac{1}{6}$

$\frac{1}{7}$

$\frac{1}{7}$

$\frac{1}{7}$

$\frac{1}{7}$

$\frac{1}{7}$

$\frac{1}{7}$

$\frac{1}{7}$

$\frac{1}{8}$

$\frac{1}{8}$

$\frac{1}{8}$

$\frac{1}{8}$

$\frac{1}{8}$

$\frac{1}{8}$

$\frac{1}{8}$

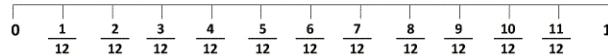
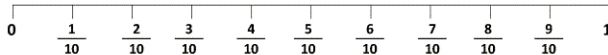
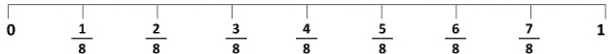
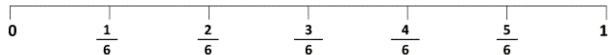

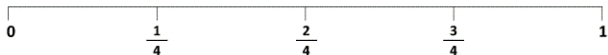

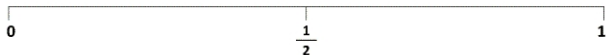
$\frac{1}{8}$

Nom

Date



# FRACTIONS ET LIGNES GRADUEES



Nom

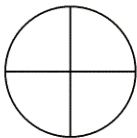
Date



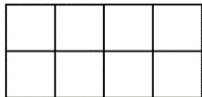
## CM1 : Fractions à colorier



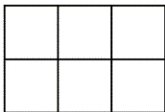
Colorie  $\frac{1}{2}$



Colorie  $\frac{1}{4}$



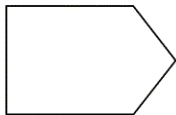
Colorie  $\frac{5}{8}$



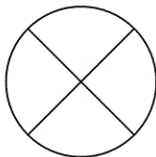
Colorie  $\frac{4}{6}$



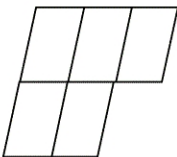
Colorie  $\frac{2}{3}$



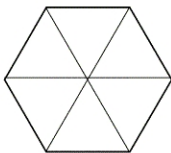
Colorie  $\frac{1}{2}$



Colorie  $\frac{3}{4}$



Colorie  $\frac{4}{5}$



Colorie  $\frac{5}{6}$

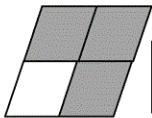
Nom


Date

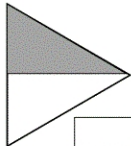


## FRACTIONS

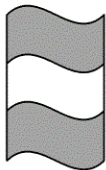
Indique la fraction correspondant à la partie grisée.

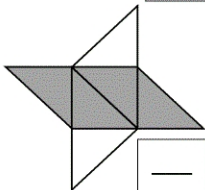


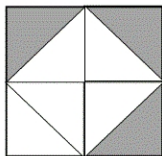


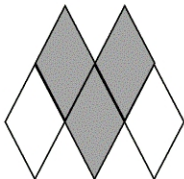


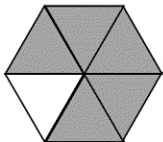








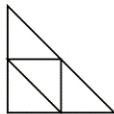







# FRACTIONS

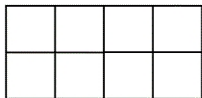
Colorie les figures comme indiqué.



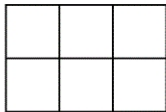
Colorie  $\frac{1}{2}$



Colorie  $\frac{4}{7}$



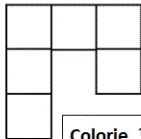
Colorie  $\frac{1}{4}$



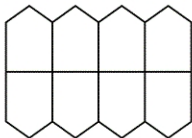
Colorie  $\frac{1}{3}$



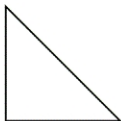
Colorie  $\frac{2}{3}$



Colorie  $\frac{1}{2}$



Colorie  $\frac{3}{4}$



Colorie  $\frac{1}{2}$



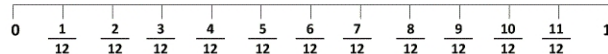
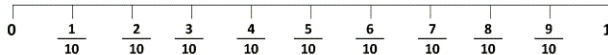
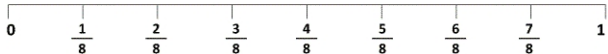
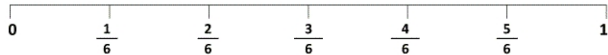

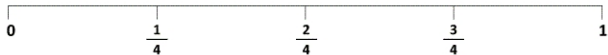

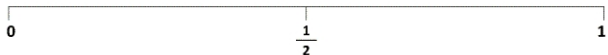
Colorie  $\frac{2}{3}$

Nom

Date



# FRACTIONS ET LIGNES GRADUEES



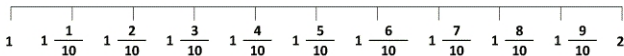
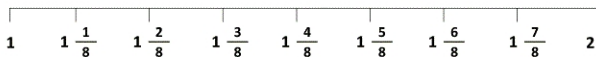
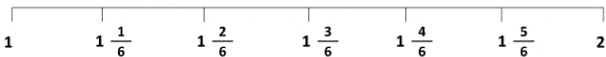

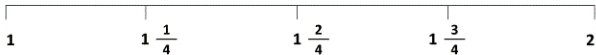
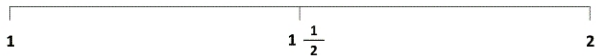


Nom

Date



# FRACTIONS ET LIGNES GRADUEES

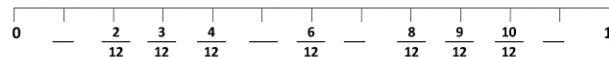
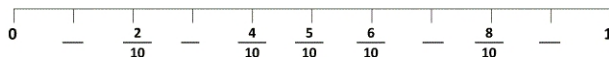
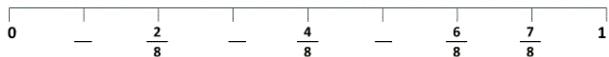
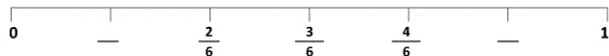
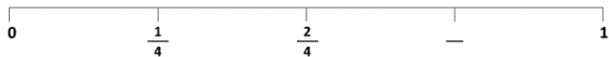
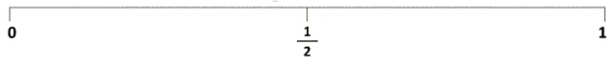


Nom

Date



# FRACTIONS ET LIGNES GRADUEES



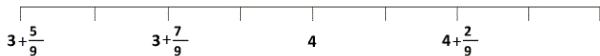
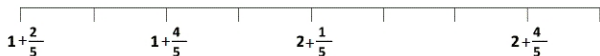
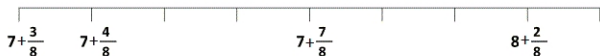
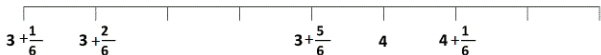
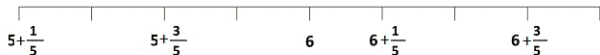
Nom

Date



# FRACTIONS ET LIGNES GRADUEES

Complète en indiquant ce qui manque



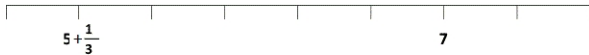
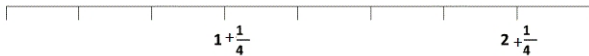
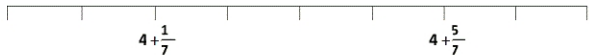
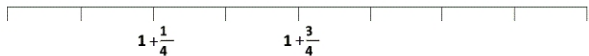
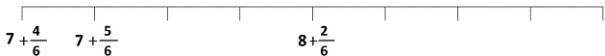
Nom

Date



# FRACTIONS ET LIGNES GRADUEES

Complète en indiquant ce qui manque

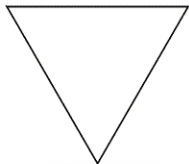
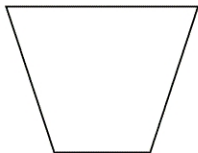


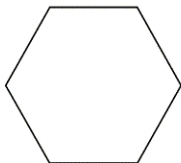


Nom

Date

 $\frac{1}{2}$ FRACTIONS $\frac{1}{4}$ 

Partage ces figures comme indiqué par la fraction.  
Colorie ensuite une part de chaque partage.

Trace  $\frac{1}{2}$ Trace  $\frac{1}{2}$ Trace  $\frac{1}{4}$ Trace  $\frac{1}{4}$ Trace  $\frac{1}{2}$ Trace  $\frac{1}{4}$ **Petit rappel :**

Si tu veux obtenir la moitié d'une figure, tu dois la partager en 2 parties égales. Pour le quart, le partage est en 4 parties égales.

Nom

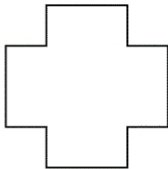
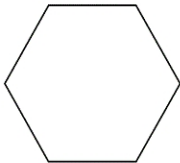
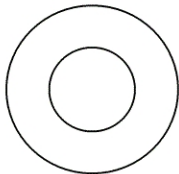

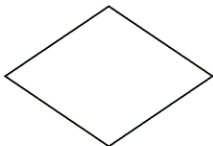



Date



$\frac{1}{4}$

## FRACTIONS

Partage chacune de ces figures pour obtenir des quarts.



**Petit rappel :**

Quand on partage une figure pour obtenir des quarts, on partage la figure en quatre parties égales.

Nom \_\_\_\_\_

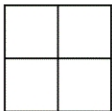
Date \_\_\_\_\_




$\frac{1}{4}$

## FRACTIONS

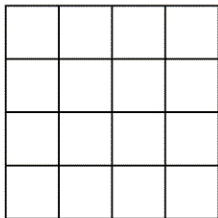
Colorie le quart de chaque figure.




Le quart de 4 est \_\_\_\_



Le quart de 12 est \_\_\_\_



Le quart de 16 est \_\_\_\_



Le quart de 8 est \_\_\_\_

**Petit rappel :**

Quand on partage une figure pour obtenir des quarts, on partage la figure en quatre parties égales.